

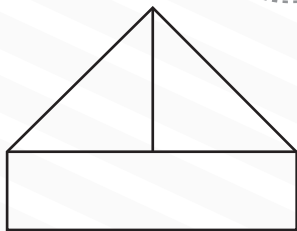
Step 1



Let the fun begin!

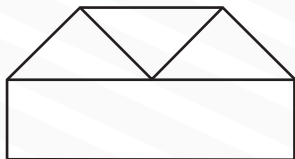
Start with right corner and fold towards you with **fold #1**.

Step 2



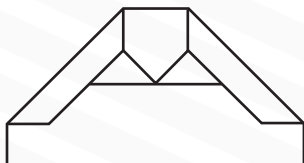
Now, fold the left corner down till the **fold #2** becomes visible.

Step 3



For **fold #3**, fold down the nose.

Step 4



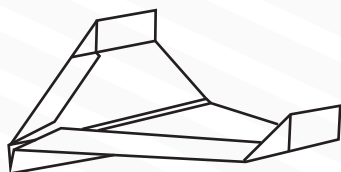
Next, fold the outside wing edges towards you. These will be **folds #4 & #5**.

Step 5



Find **fold #6** and fold in half so that the outside edges of wings line up & all of your other folds end up inside.

Step 6



Fold the wings down along **#7 & #8**. Now fold up lines **#9 & #10**.

Now you are ready to fly!